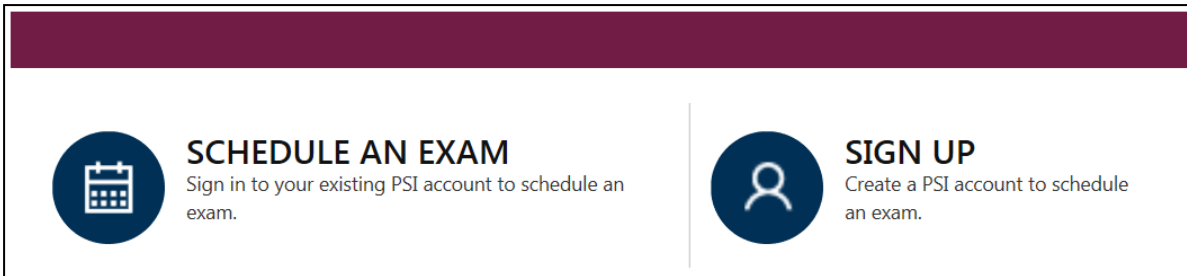


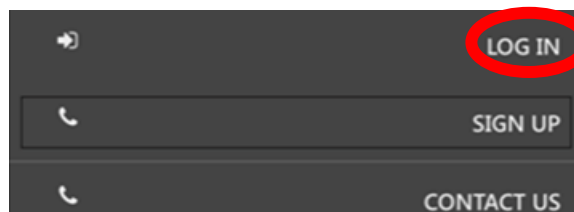
[ONLINE \(https://home.psiexams.com/#/home\)](https://home.psiexams.com/#/home)

For the fastest and most convenient examination scheduling process, register for your examinations online by accessing PSI's registration Website: [Click Here](#)

1. Select "SIGN UP" to create an account.



2. On a mobile phone, you need to select the icon on the top left corner. Then select "LOG IN" to create an account.

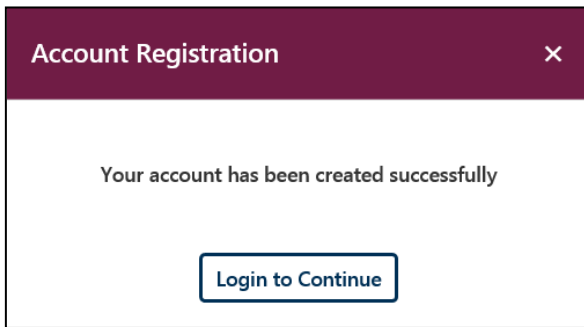


3. You will be prompted to create an account with PSI

<b>SSN (required)</b>
XXXXXXXX4444
<b>First Name (required)</b>
hello
<b>Last Name (required)</b>
dolly
<b>School/Provider (required)</b>
--Select a School/Provider--

**IMPORTANT**  
You must enter your First and Last name exactly as it is displayed on your government issued ID.

4. After you submit the form, you will get a message that your account was created successfully. Click on “Login to Continue”.



Note: The username is the email address you entered when creating the account.

5. You are now ready to schedule. Select the Account and Test.

Select Account
CA Department of Insurance
Classification
CA PSI Site - Accident and Health Agent Examination
CA PSI Site - Accident and Health Agent Examination - Spanish
CA PSI Site - Bail Examination
CA PSI Site - Casualty Broker-Agent Examination

6. You will enter your personal information.

SEARCH EXAM	ELIGIBILITY RECORD	PAYMENT	SCHEDULE EXAM
Following Information is required for your examination record			
★SSN			
<input type="text"/>			
★First Name			
<input type="text" value="Cathy"/>			
★Last Name			
<input type="text" value="Miller"/>			

7. You will enter payment.

### Payment

**Credit Card**  
**\*\* Please provide credit card holder name, street details in English.  
Please enter a valid Visa, MasterCard, American Express, Discover or JCB card number. Diner 's Club card is currently not accepted.**

**Credit Card Number \***

  
Please enter a valid card number

**Expiration Date \***                      **CW \***

                        
MM / YYYY                      (i)

**Card Holder Name \***

**Billing Street Address \***

**Postal Code \***

I acknowledge that I have read and understood all information and agreements attached, and agree to abide by and be bound by these [Terms & Conditions](#)

### Payment Summary

<b>Total Amount Due</b>	<b>USD</b>
<b>Balance Amount</b>	<b>USD</b>

8. You will now select if you want to test at a PSI test site or Remotely proctored online from a computer at a remote location.

### Please select a delivery mode for scheduling

**Delivery mode**

Test Center ?

Remote Online Proctored Exam ?

## DELIVERY MODE TEST CENTER

1. Enter the “City or Postal Code” and select “Preferred Month” to take the Exam. Then select “Search Exam Center”.

### Find Test Location


[I have a Test Center Code](#) ?

**Country**

**Enter City / Postal Code**

**Preferred Month**



The map shows a street grid in Downtown Los Angeles. A red location pin is placed on the map, indicating a specific location. Landmarks visible include Grand Central Market, Pershing Square, and the Cathedral of Our Lady of the Angels. Street names like Lucas Ave, 6th St, S Broadway, S Main St, and 7th St are also visible.

2. Click on the preferred test site.

<b>2. VENTURA</b> 4245 Market St Suite 208 Ventura CA US 93003
<b>3. BAKERSFIELD</b> 5405 Stockdale Highway Suite 103 Bakersfield CA US 93309

3. Then click on the date and time to make an appointment to take the Exam.

**2. VENTURA**  
4245 Market St Suite 208 Ventura CA US 93003 58.49 miles

August 2020						
Su	Mo	Tu	We	Th	Fr	Sa
						1
2	3	4	5	6	7	8
9	10	11	12	13	14	15
16	17	18	19	20	21	22
23	24	25	26	27	28	29
30	31					

Available Start Time(s)

09:00 AM 01:30 PM

You are now scheduled and will receive an email confirmation.

## DELIVERY MODE REMOTE ONLINE PROCTORED EXAM

1. Select Country and Time zone.

CA Life-Only Agent Examination

Proctored Exam

Life-Only Agent Examination (105 Minutes)

Country: United States of America Timezone: America/Los\_Angeles

Select the date and time you will be taking the exam. **DO NOT HIT CONTINUE. YOU MUST FIRST CHECK THE COMPATIBILITY OF YOUR COMPUTER** to include Audio/Video Check, Webcam Check and System Check. You must use Google Chrome Browser. Please note that if your computer performs any system update (i.e. software, server, firewall, webcam, etc.) from the time you schedule your exam to when you attempt to launch your exam, you may experience issues with your compatibility. It is best to conduct another compatibility check on the machine that you will be taking your exam at least 24 hours prior to your scheduled exam. You may also check your compatibility before or after registering for your exam by [clicking here](#).

September 2019

Su	Mo	Tu	We	Th	Fr	Sa
1	2	3	4	5	6	7
8	9	10	11	12	13	14
15	16	17	18	19	20	21
22	23	24	25	26	27	28
29	30					

Available Start Time(s) for Sep, 20 2019

02:00 PM	02:30 PM	03:00 PM	03:30 PM
04:00 PM	04:30 PM	05:00 PM	05:30 PM
06:00 PM	06:30 PM	07:00 PM	07:30 PM
08:00 PM	08:30 PM	09:00 PM	09:30 PM

Available Dates Selected Date

Before taking a remote online proctored exam, check system compatibility - [click HERE](#)

If you have any questions regarding your compatibility check, or if you experience issues launching your exam, you may contact our remote proctoring technical support team at (844) 267-1017. You may also initiate a chat after you close the Secure Browser Software by [clicking here](#).

You are now scheduled and will receive an email confirmation.

### CANCELING AN EXAMINATION APPOINTMENT

You may cancel and reschedule an examination appointment without forfeiting your fee if your *cancellation notice is received two days before the scheduled examination date*. For example, for a Monday appointment, the cancellation notice would need to be received on the previous Saturday. You may call PSI at (833) 518-7456 or use the PSI Website.

**Note: A voicemail or email message is NOT an acceptable form of cancellation. Please use the PSI Website or call PSI to speak directly to a Customer Service Representative.**

### SCHEDULING A RE-EXAMINATION

In order to retest, you must re-register following the steps for registration and scheduling as outlined earlier. You may re-register over the Internet, telephone or by mail. Once registered, you can reschedule your examination.

#### Limit on re-takes (effective 1/1/2017):

Effective January 1, 2017, any insurance license exam candidate that has failed an exam ten times within the previous 12-month period will be barred from taking the same exam for a period of 12 months from the date of the last failed exam. Exams that were taken and failed during Calendar Year 2016 will be counted towards the ten exam limit.

The calculation for determining the number of exams taken is based on exam type. For instance, an exam candidate who is in the process of taking both the life-only exam and the personal lines exam would not have their exams combined (e.g., the count for this exam candidate would be five times for the life-only exam and four times for the personal lines exam in the same 12-month period. In this example, the exam candidate would not be counted as taking nine exams towards the ten exam limit).

However, combination exams which include one of the license types of a single exam taken in the same 12-month period are considered to be the same exam type when determining the number of exams taken. For instance, an exam candidate taking the life-only exam eight times and a combination life and accident/health exam two times in the same 12-month period will have reached the ten exam limit for taking any of CDI's life agent exams, including life limited to funeral and burial expenses.

### MISSED APPOINTMENT OR LATE CANCELLATION

Your registration will be invalid, you will not be able to take the examination as scheduled, and you will forfeit your examination fee, if you:

- Do not cancel your appointment two days before the scheduled examination date;
- Do not appear for your examination appointment;
- Arrive after examination start time;
- Do not present proper identification when you arrive for the examination.

### SPECIAL EXAMINATION ARRANGEMENTS

All PSI examination centers are equipped to provide access in accordance with the Americans with Disabilities Act (ADA) of 1990, and exam accommodation will be made in meeting a candidate's needs. A candidate with a disability or a candidate who would otherwise have difficulty taking the examination must complete the Special Arrangement Request Form at the end of this Candidate Information Bulletin and must fax it to PSI (702) 932-2666. Or you may also use the online feature also found on the Special Arrangement Request Form.